

SERIES L

LONG, LOW & EVEN HEAT LOW INTENSITY
INFRARED HEATERS



SUPERIOR
RADIANT PRODUCTS

COMFORT
IN LOW CLEARANCE
SPACES

SERIES LA/LX/LXR LOW CLEARANCE, EVEN HEAT INFRARED HEATERS

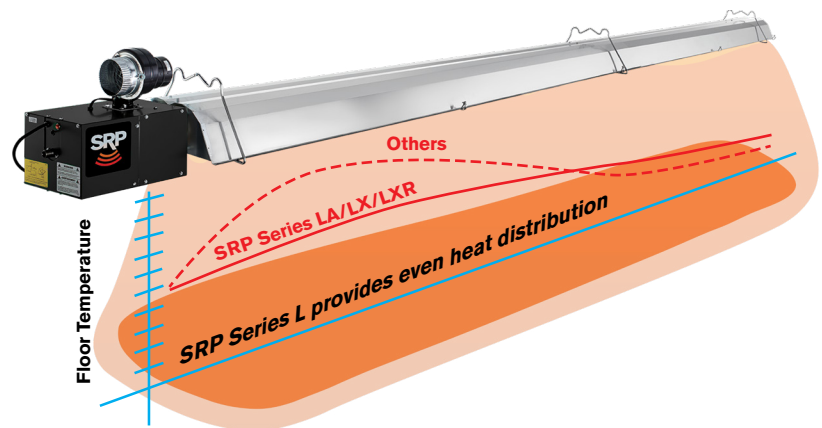
Series L single stage heaters are designed for low ceiling applications such as animal confinements, hallways and service counters. The patented burner design provides unequalled even heat distribution with end-to-end output variance of less than 15%.

Model LA - External Blower

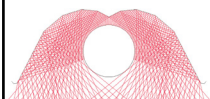
Model LX - Enclosed Blower

Model LXR - Outdoor Sealed Housing

- Rates 40,000 to 100,000 BTU/HR
- Separated Controls Compartment
- Self-Diagnostic Ignition module
- Parabolic Aluminum Reflectors
- Heavy Duty Couplings
- PSC Blower Motor
- Direct Spark Ignition
- 24v Direct Wire for Thermostat
- Jet Stream Burner
- Vented or Unvented



**100% EFFICIENT
REFLECTOR
ON ALL MODELS**



Model LA



Model LX



Model LXR

SAVING ENERGY FOR FUTURE GENERATIONS
WWW.SUPERIORRADIANT.COM

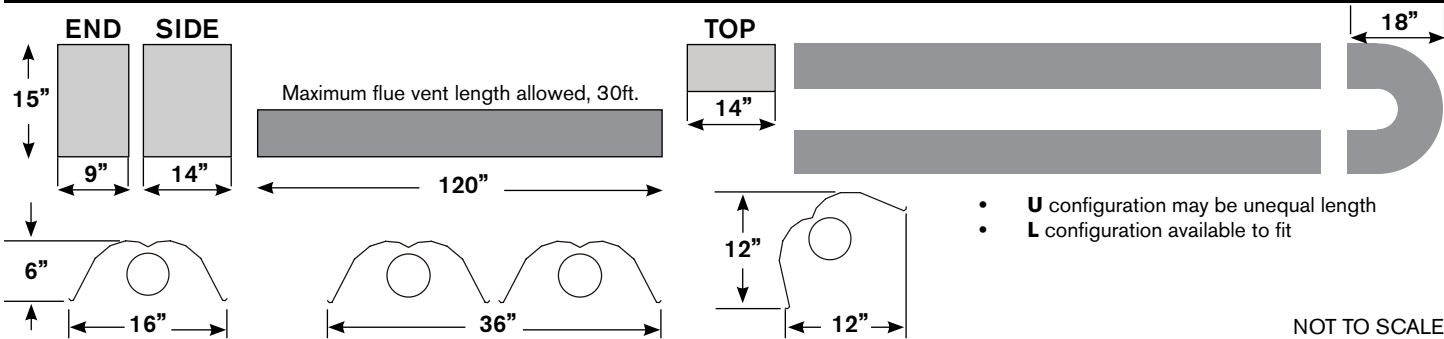
SPECIFICATIONS

SERIES LA/LX/LXR LONG & EVEN HEAT INFRARED HEATERS

MODELS	RATE BTU/HR	MIN. LENGTH	MAX. LENGTH	BAFFLE	COMPLETE HEATER WEIGHTS (lbs)		
					Length (ft.)	LA	LX/LXR
LA/LX/LXR	NG or LPG	(ft.)	(ft.)	(ft.)			
40	40,000	30	40	12	30	155	162
60	60,000	30	50	12	40	205	212
80	80,000	40	60	6	50	242	251
100	100,000	50	50	Three 4' lengths	60	277	284

STANDARD EQUIPMENT INCLUDES	OPTIONAL EQUIPMENT	ELECTRICAL RATING	GAS CONNECTION
<ul style="list-style-type: none"> • Burner housing assembly • Aluminized combustion tube with gasket • Combustion air inlet collar • Turbulators when required • All tube, reflectors, couplings, end caps and hanging accessories per specified length 	<ul style="list-style-type: none"> • U or L bends for specific layouts • Side reflector and brackets • Lower shield and brackets • Thermostats, 24v or 120v • Termination vent • Anti-corrosion construction 	120 VAC 60 Hz 1A plug connector	1/2" NPT
		TUBE DIAMETER	MINIMUM GAS INLET
		Combustion air 4" Flue 4"	Natural gas 5.0" W.C. LPG gas 11.5" W.C.

DIMENSIONS (inches)



CLEARANCES TO COMBUSTIBLES (inches)

MODEL	LA/LX/LXR 40			LA/LX/LXR 60			LA/LX/LXR 80			LA/LX/LXR 100		
	Top	Side	Below	Top	Side	Below	Top	Side	Below	Top	Side	Below
Configuration												
Straight - Horizontal	2	4	31	2	4	31	2	4	31	2	6	36
Straight - 45° Tilt	3	3-18	18	3	3-18	18	3	3-18	18	4	3-20	20
U-Tube Horizontal	2	4	32	2	4	32	2	4	32	2	6	38

- Other layout configurations are approved
- Side reflectors and lower shields are available
- Lower clearances are allowable at 25' from burner
- See installation manual for complete information

Visit our website for I/O manual, specifications, and submittal data.



SUPERIOR
RADIANT PRODUCTS

Superior Radiant Products Ltd.
563 Barton Street
Stoney Creek, ON L8E 5S1 Canada

1 800 527 HEAT(4328) | tel 1 905 664 8274 | fax 1 905 664 8846
sales@superiorradiant.com | www.superiorradiant.com



Superior Radiant Products Inc.
315 N Madison Street
Fortville, IN 46040 USA

DISTRIBUTOR

SAVING ENERGY FOR FUTURE GENERATIONS